

**Application:** AXOD/ AXODE/ AX4S/ AX4N8380 Tiogawoods Drive  
Sacramento, CA 95828**Subject:** Identifying spline counts and lockup piston style


ph 800.852.3351

fx 916.681.7710

WWW.PDQPARTS.COM

*Having trouble identifying AXOD spline counts and piston types?*

- 1) Look inside the converter pump hub at the turbine splines (the second set of splines).
- 2) Count the number of tabs cast on the top of the turbine splines.
- 3) Match the number of tabs to the photos below to identify spline & piston type.

**NO TABS**

AXOD/E


Turbine: 23 Splines

Piston: Single Disc Clutch Piston

Lining: "On-Off" or Modulated

"On-Off" AXOD-1, AXOD-2

"Modulated" AXODE-1L, AXODE-2L, AXODE-4

**2 TABS 180° apart**


AXODE/ 4S/ 4N

Turbine: 25 Splines

Piston: Single Disc Clutch Piston

Lining: Modulated

AXODE-3L, AXODE-3H, AXODE-5, AXODE-7

**4 TABS 90° apart**

AX4S/ 4N

Turbine: 25 Splines

Piston: Twin Disc Clutch Piston

Lining: Modulated

AXODE-6L, AXODE-6H